

# ALL ROADS LEAD TO THE SEA

Month #11


Section #11 – STORE BASE




**WATER -  
DARK  
10 X 5**




**WATER -  
MEDIUM  
12 X 10**




**SIDEWALK  
DARK GRAY  
STONE  
7 X 10**




**RETAINING  
WALL  
10 X 10**



**SAGE GRASS  
9 X 20**




**GRASS USED  
In 10, 11, & 12  
14 X 10**




**STORE  
10 X 10**




**STORE TRIM  
and SHUTTER  
6 X 6**



**WINDOW  
Of building  
and door  
8 X 6**




**DOOR  
8 X 6**




**BLINDS  
7 X 7**



**FLOOR OF  
PORCH  
& LT OF  
STEPS  
5 X 21**



**DARK  
OF  
STEPS  
4 X 7**



**WALL  
OF  
PORCH  
10 X 4**



903-760-7397  
info@stitchinheaven.com