

ALL ROADS LEAD TO THE SEA

Month #12

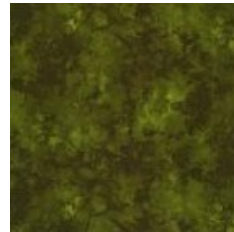
Section #12 BARN/#13 FENCE/INTER BORDER/OUTER BORDER/BINDING



**WATER -
DARK**




**WATER -
MEDIUM**



**TREE
RIGHT OF
BARN**




**RETAINING
WALL**



**TREE
LEFT OF
BARN**



GRASS




TREE TRUNK



DRY GRASS




**SANDY SIDE-
WALK**



**DARK
PART OF
BARN**



**LIGHT
PART OF
BARN**



**ROOF OF
SILO & BARN**



BARN DOOR



**BARN
WINDOWS**




SILO




BORDER



**DARK GRASS,
DARK GRASS IN
FENCE, &
BINDING**



FENCE



**INTERN
BORDER**



903-760-7397
info@stitchinheaven.com