

ALL ROADS LEAD TO THE SEA

MONTH #1

SECTION 2

COTTAGE BLOCK



SKY

16X21




LIGHT TREE

12X6




MOSSY TREE

14X4



TREE TRUNKS

4X4



MEDIUM GRASS

14X14



COTTAGE MAIN

12X14



BLACK TRIM

8X10.5




COTTAGE DOOR

5X7



COTTAGE WINDOWS

5X7



COTTAGE ROOF

12X8



CEMENT

SIDEWALK

# ALL ROADS LEAD TO THE SEA 2022

MONTH 1 (April)

## SECTION 1: TWO TREES



Tips from previous programs:

Before you cut, use starch or Best Press on your fabrics.

Cut all your pieces at the beginning, and then lay out the pieces on a design board.

Sew in each box (darker outline in the pattern), and then sew rows together.

On tiny pieces, such as the tree trunk and grass piece in the last box, it is sometimes helpful to sew it larger and trim it down.

If you're unsure about directions, make a sample block first out of scraps.

If you join our Facebook page for All Roads Lead To The Sea at <https://www.facebook.com/groups/allroads/>, tips can be shared between quilters to give best techniques to each other. You can always call (903) 760-7397.