


# ALL ROADS LEAD TO THE SEA

## Section #4

### Cabin



**GREEN**  
18 X 21



**TREE #1**  
10 X 10



**TREE #2**  
10 X 10




**TREE #3**  
10 X 10



**TREE #4**  
10 X 10




**ROOF**  
8 X 7




**SEA SHORE #1**  
12 X 10




**WINDOW/  
TRIM**



**SEA SHORE  
#2**  
8 X 8



**FRONT CAB-  
IN**  
12 X 21



**CHIMNEY**  
8 X 8



**LIGHT WA-  
TER**  
7 X 7



**RT PT OF  
COTTAGE**  
6 X 5



**DRIVEWAY**  
8 X 5



**TREE TRUNK**  
4 X 4



903-638-6915  
info@stitchinheaven.com