

All Roads Lead To The Sea (Section #9 Bottom of Church)

Pattern by Country Creations

Note: Fabrics will be different than fabrics in your package. I recommend doing a fabric key in the colors you are using.


I like to cut my fabric out by color. You can follow the pattern and cut out as you work on a section or if you want to cut all at once, here is the breakdown (* denotes suggested cut first):

Medium Ocean 2 ½ x 5 ½ 2 ½ x 3 ½ (2) 1 ½ x 3 ½ (4) 1 ½ x 1 ½	Seashore #1 (by the water) 3 ½ x 6 3 ½ x 4 (2) 3 ½ x 2 ½ 3 x 3 1 ½ x 7 1 ½ x 5 3 ½ x 3 ½ 2 ½ x 4 ½ (2) 1 ½ x 1 ½	Church Fence 1 ½ x 17 ½* 1 ½ x 2 1 ½ x 3 3 ½ x 3 ½	Walkway (2) 2 ½ x 4 ½ 1 ½ x 2 ½ 1 ½ x 1 ½
Church 1 ½ x 10 ½* 3 ½ x 3 ½ (3) 2 ½ x 2 ½ (2) 2 ½ x 2 (5) 3 ½ x 1 ½ (2) 1 ½ x 4 ½ (4) 3 ½ x 1 1 ½ x 2 ½ (4) 1 ½ x 1 ½ (8) 1 x 1	Tree (Main one) 3 ½ x 4 3 ½ x 2 Tree (small HST) 1 ½ x 1 ½	Grass inside fence 2 ½ x 3 2 ½ x 2 ½ 2 ½ x 2 (2) 1 ½ x 4 (2) 1 x 1	Seashore #2 1 ½ x 5 ½ 1 ½ x 3 ½ 1 ½ x 1 ½
Dark Ocean 1 ½ x 5 ½ (2) 1 ½ x 1 ½	Windows 3 ½ x 2 ½ (4) 3 ½ x 1 ½	Grass (Lower Lt Green) 3 ½ x 4 ½ 1 ½ x 3 ½ 2 ½ x 7 ½ 2 ½ x 6 ½ 1 ½ x 5 ½ 1 ½ x 3 ½ (3) 2 ½ x 2 ½ (3) 1 ½ x 2 ½ (3) 1 ½ x 1 ½	
Trim (3) 3 ½ x 3 ½ 3 ½ x 4 ½ 1 ½ x 1 ½	Door 3 ½ x 3 ½ Top Step 3 ½ x 1 Bottom Step 3 ½ x 1		







I started with the two blocks from the Special Piecing Diagram. These will make the two left blocks from the top section.

1. Sew the church pieces to medium ocean. (Church $2\frac{1}{2} \times 2$ to medium ocean $2\frac{1}{2} \times 5\frac{1}{2}$ and church $2\frac{1}{2} \times 2$ to medium ocean $2\frac{1}{2} \times 3\frac{1}{2}$)
2. Draw diagonal lines on roof $3\frac{1}{2} \times 3\frac{1}{2}$ square, church $2\frac{1}{2} \times 2\frac{1}{2}$ and medium ocean $1\frac{1}{2} \times 1\frac{1}{2}$.
3. Sew medium ocean $1\frac{1}{2} \times 1\frac{1}{2}$ to $1\frac{1}{2} \times 7$ grass and dark ocean $1\frac{1}{2} \times 1\frac{1}{2}$ to medium ocean $2\frac{1}{2} \times 3\frac{1}{2}$








1. Add Roof $3\frac{1}{2} \times 3\frac{1}{2}$ to block paying attention to angle of the diagonal line.
2. Add Church $2\frac{1}{2} \times 2\frac{1}{2}$ to block paying attention to the angle of the diagonal line.






1. Sew top of church block together.
2. Draw diagonal lines, sew and trim.
3. Sew Medium Ocean 1 ½ x 1 ½ to Seashore #1 1 ½ x 1 ½.
4. Sew section from #3 to Seashore #2 2 ½ x 4 ½.
5. Take section from #4 to Dark Ocean 1 ½ x 5 ½.
6. Take the 3 sections and sew together.




I started out with the blocks that had multiple steps and the rest of the pieces will be brought in later.

1. Draw diagonal lines, sew and trim.
2. For top of tree, add in this order: Take tree $3\frac{1}{2} \times 4$ and add Seashore #2 3×3 to upper right. Then add Seashore #2 $1\frac{1}{2} \times 1\frac{1}{2}$ to upper left. Then add trim / roof $3\frac{1}{2} \times 3\frac{1}{2}$ to lower right. Finish with Church $2\frac{1}{2} \times 2\frac{1}{2}$ in lower right.
3. For block that is the right side of church, take trim/roof $3\frac{1}{2} \times 4\frac{1}{2}$ and add Seashore #2 $3\frac{1}{2} \times 3\frac{1}{2}$ to upper right and Church $3\frac{1}{2} \times 3\frac{1}{2}$ to lower left.



Pictures shown the progression as previously described.


4. Add 45 degree corner to upper left of Church 3 1/2 x 1 1/2





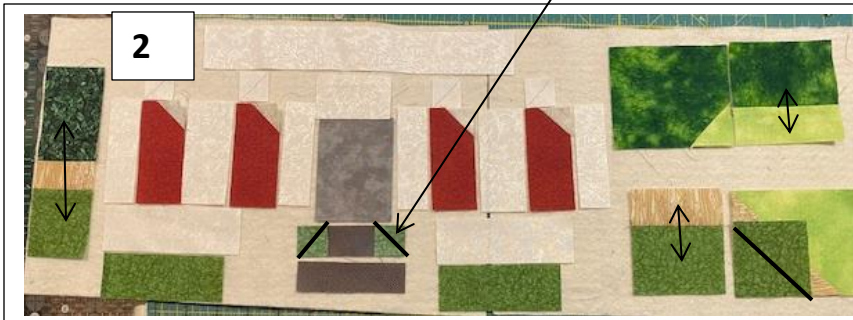



Put blocks in the order shown and complete the row.






The Porch 1 x 3 1/2 has (2) Grass from inside fence 1 x 1 upper right and left. It is hard to see on pattern and missing from first 2 pictures.



1. Draw diagonal lines, sew and trim. For the top of the church windows, you will do one side of the 45 degree corner and then the other side.
2. Sew the blocks together shown with arrows.
3. Create the sections shown.
4. Create the sections shown.



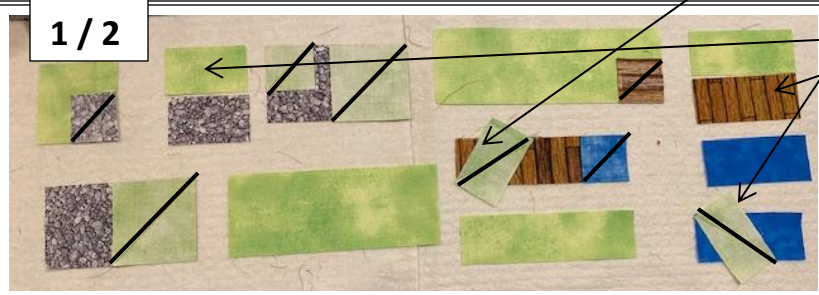
1. Sew church windows together on each side of door.
2. Sew Church $1\frac{1}{2} \times 2\frac{1}{2}$ to Door.
3. Sew Church $1\frac{1}{2} \times 4\frac{1}{2}$ to each church window section.
4. Sew Church window sections to Door section.
5. Sew Church $1\frac{1}{2} \times 10\frac{1}{2}$ to top of church window piece and steps to bottom of piece.
6. Add pieced sections to right and left of church block.




Draw diagonal line and add 45 degree corner to left side of fence strip and add Seashore #1 1 1/2 x 1 1/2 to right side.



There are (2) blocks that have 60 degree corners.




3



1. Draw diagonal lines, sew and trim.
2. Sew Foreground 1 1/2 x 3 1/2 to Seashore #2 1 1/2 x 3 1/2 and Foreground 1 1/2 x 2 1/2 to walkway 1 1/2 x 2 1/2.
3. Create the sections shown.
4. Sew the rows together.
5. Take all rows created to the final block shown on next page.

4



Final Section 9 Church

