


Downtown

A Block of the Month Program
by Carol Doak and Deb Luttrell

Month Six



Posey Place
By Carol Doak



Crazy House
By Deb Luttrell (Make two)








Carol Doak and Deb Luttrell have done it again with this smashing new paper-pieced design "Downtown". The collaboration called for Carol to design the star blocks in the center of the quilt and Deb took care of the houses, buildings, and trees in the border as well as the finishing design. The finished quilt measures 97" x 97".






This pattern includes the instruction as well as the pre-printed foundation papers for the paper-pieced blocks. There are 13 months with finishing instructions included. In each month you will have a Carol Doak designed star block as well as a Deb Luttrell designed architectural item(s). You will make two of each house/tree unit for the suggested quilt layout.

Posey Place






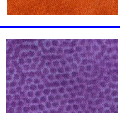
Make one block. Finished size is 12" square











Fabric	Place used	Size	Cut
	11, 12	2 3/4 x 6	8
	6, 7	2 x 3 1/4	8
	8	3 1/2 square 	2
	13	1 1/4 x 3	4
	5	2 3/4 x 4 3/4	4
	1 14	1 3/4 x 1 3/4 2 x 4	4 4

Fabric	Place used	Size	Cut
	4	2 3/4 square	4
	10	2 1/4 x 6 1/4	4
	2, 3	2 1/2 square 	4
	9	2 x 4 3/4	4

Crazy House



Fabric	Place used	Size	Cut
	B5, B6, B7, D4, G4	2 1/2 x 3 1/2	5
	C2, C4, A1	3 x 3	3
	G2, G3, D2, D3	1 1/2 x 3	4
	B8, B9	5 x 7	2
	E4, F4	2 x 3	2
	E2, E3, F2, F3	2 x 3	4
	C1	3 x 6	1

Fabric	Place used	Size	Cut
	A3	2 1/2 X 9	1
	A2	2 1/2 x 2	1
	B11, B10, D5, G5	1 1/2 x 4 1/2	4
	C3, C5	1 1/2 x 3	2
	B2	3 1/2 x 2	1
	B1	2 x 3	1
	B3	3 1/2 x 2	1
	B4	2 1/2 x 2	1
	E5	2 x 8	1
	D1, E1, F1, G1	2 x 3	4

Remember to make 2 blocks. Cut fabrics into the sizes shown on this page before you begin.