




Downtown

A Block of the Month Program
by Carol Doak and Deb Luttrell

Month Thirteen



Tree of Life and Pine Tree

By Deb Luttrell

Octagon Tree

By Deb Luttrell

Two Trees


By Deb Luttrell

Finishing instructions are also included

Carol Doak and Deb Luttrell have done it again with this smashing new paper-pieced design "Downtown". The collaboration called for Carol to design the star blocks in the center of the quilt and Deb took care of the houses, buildings, and trees in the border as well as the finishing design. The finished quilt measures 97" x 97".

This pattern includes the instruction as well as the pre-printed foundation papers for the paper-pieced blocks. There are 13 months with finishing instructions included. In each month you will have a Carol Doak designed star block as well as a Deb Luttrell designed architectural item(s). You will make two of each house/tree unit for the suggested quilt layout.


Tree of Life












Fabric	Place used	Size	Cut
	A8, A7	4 x 10	2
	A1, A3	2 1/2 x 3 1/2	2
	A6	4 1/2 x 6	1
	A5	5 x 6	1
	A4	4 1/2 x 6	1
	A2	1 1/2 x 2 1/2	1

Remember to make 2 blocks. Cut fabrics into the sizes shown on this page before you begin.
 Unfinished size is 5 1/2" x 10 1/2"
 Finished size is 5" x 10" when sewn into quilt.

Pine Tree









Fabric	Place used	Size	Cut
	B4	3 1/2 x 6	1
	B2, B3	3 x 4	2
	C2, C3	3 x 4	2
	A5, A6	2 x 4	2
	A2, A3	2 1/2 x 3	2

Fabric	Place used	Size	Cut
	A4	3 1/2 x 6	1
	C1	3 x 5	1
	B1	2 1/2 x 3 1/2	1
	A1	2 x 2 1/2	1

Remember to make 2 blocks. Cut fabrics into the sizes shown on this page before you begin.
 Unfinished size is 5 1/2" x 10 1/2"
 Finished size is 5" x 10" when sewn into quilt.

Octagon Tree











Fabric	Place used	Size	Cut
	A1	6 x 8	1
	B1	2 x 3	1
	A6	2 x 6	1
	A2, A3, A4, A5	2 1/2 x 3	4
	B2, B3	3 x 3	2

Remember to make 2 blocks. Cut fabrics into the sizes shown on this page before you begin.
 Unfinished size is 5 1/2" x 10 1/2"
 Finished size is 5 " x 10" when sewn into quilt.

Two Trees



Fabric	Place used	Size	Cut
	A2	3 x 6	1
	A4	4 x 9 1/2	1
	B2, B4	1 1/2 x 3	2
	A1	9 x 3	1
	A5	9 x 3	1
	A3	9 x 4	1
	B1, B5	2 x 3	2
	B3	3 x 3	1

Remember to make 2 blocks. Cut fabrics into the sizes shown on this page before you begin.
 Unfinished size is 5 1/2" x 10 1/2"
 Finished size is 5 " x 10" when sewn into quilt.