


# Downtown

A Block of the Month Program  
by Carol Doak and Deb Luttrell

Month Eleven



*Windy Place*  
By Carol Doak



*Stiletto Manor*  
By Deb Luttrell (Make two)

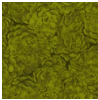



Carol Doak and Deb Luttrell have done it again with this smashing new paper-pieced design "Downtown". The collaboration called for Carol to design the star blocks in the center of the quilt and Deb took care of the houses, buildings, and trees in the border as well as the finishing design. The finished quilt measures 97" x 97".





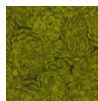



There are 13 months with finishing instructions included. In each month you will have a Carol Doak designed star block as well as a Deb Luttrell designed architectural item(s). You will make two of each house/tree unit for the suggested quilt layout.








# Windy Place

Make one block. Unfinished size is 12 1/2" square.  
 Finished size will be 12".  
 Do not trim off seam allowance.












Fabric	Place used	Size	Cut
	5	2 1/2 x 4 3/4	4
	8	2 x 7	4
	1	1 3/4 x 5	4
	9	1 3/4 x 4 1/4	4



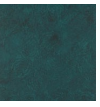





Swatch	SKU#	Total size fabric piece needed:
	513-K5	11 x 21
	7132-23	9 x 5
	5868-18	9 x 7
	4795-23	13 x 7
	8737-07	11 x 5
	513-SEW	8 x 10
	7427-22	9 x 7
	6342-08	9 x 7

Fabric	Place used	Size	Cut
	2	4 x 4 3/4	4
	4	2 3/4 x 4 3/4	4
	6	2 1/2 x 4 3/4	4
	7	3 1/2 square 	2
	10	2 x 5 1/4	4
	3	3 x 5 1/2	4

# Stiletto Manor







Fabric	Place used	Size	Cut
	A1, B1, C1	1 1/2 x 1 1/2	3
	A13	4 x 5	1
	A6, B6, C6	2 x 2	3
	A5, B5, C5,	1 1/2 x 2	3
	A4, B4, C4	1 1/2 x 2	3
	A2, A3, B2, B3, C2, C3	1 x 1	6
	D4, D5, E4, E5, F4	2 x 5 1/2	5
	D3, E3, F3, G2	1 1/2 x 3	4
	D2, E2, F2	2 x 2 1/2	3

Fabric	Place used	Size	Cut
	H1	2 1/2 x 11	1
	A11, B9	2 x 4	2
	B8, B11, A10	2 x 4	3
	B10, B7, A9, A7, C8, C7	1 1/2 x 2	6
	A8, C9	3 x 4	2
	A12, I1	2 1/2 x 6	2
	G1	3 x 5	1
	E1, F1, D1	2 x 3 1/2	3

Remember to make 2 blocks. The cuts are for one building, so you will need to cut double to make two buildings. Cut fabrics into the sizes shown on this page before you begin. Unfinished size will be 10 1/2". Finished size will be 10". Do not trim off seam allowance.

# Stiletto Manor (continued)

Swatch	SKU#	Total size fabric piece needed:
	7427-22	12 x 10
	7424-12	13 x 21
	C680-RED	7X 7
	513-SEW	9 x 10
	4795-25	9 x 10
	7424-11	8 X 10
	6342-08	12 x 21