





# Downtown

A Block of the Month Program  
by Carol Doak and Deb Luttrell

Month Thirteen



Tree of Life and Pine Tree

By Deb Luttrell

Octagon Tree

By Deb Luttrell

Two Trees


By Deb Luttrell

Finishing instructions are also included






Carol Doak and Deb Luttrell have done it again with this smashing new paper-pieced design "Downtown". The collaboration called for Carol to design the star blocks in the center of the quilt and Deb took care of the houses, buildings, and trees in the border as well as the finishing design. The finished quilt measures 97" x 97".







There are 13 months with finishing instructions included. In each month you will have a Carol Doak designed star block as well as a Deb Luttrell designed architectural item(s). You will make two of each house/tree unit for the suggested quilt layout.

# Tree of Life




SKU #


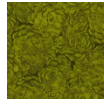


	7427/22	12 x 21
	3366-03	7 x 10
	8737-07	11 x 7
	7427-23	7 x 10
	513-A3	4 x 4






Fabric	Place used	Size	Cut
	A8, A7	4 x 10	2
	A1, A3	2 1/2 x 3 1/2	2
	A6	4 1/2 x 6	1
	A5	5 x 6	1
	A4	4 1/2 x 6	1
	A2	1 1/2 x 2 1/2	1






Remember to make 2 blocks. The cuts are for one tree so you will need to cut double to make two trees. Cut fabrics into the sizes shown on this page before you begin.  
 Unfinished size will be 5 1/2" x 10 1/2".  
 Finished size will be 5" x 10".  
 Do not trim off seam allowance.

# Pine Tree



Fabric	Place used	Size	Cut
	A4	3 1/2 x 6	1
	C1	3 x 5	1
	B1	2 1/2 x 3 1/2	1
	A1	2 x 2 1/2	1

Fabric	Place used	Size	Cut
	B4	3 1/2 x 6	1
	B2, B3	3 x 4	2
	C2, C3	3 x 4	2
	A5, A6	2 x 4	2
	A2, A3	2 1/2 x 3	2

	SKU #	
	7427-22	15 x 21
	3366-03	8 x 10
	8737-07	7 x 7
	7427-23	7 x 7
	513-A3	6 x 4


Remember to make 2 blocks. The cuts are for one tree so you will need to cut double to make two trees. Cut fabrics into the sizes shown on this page before you begin.

Unfinished size will be 5 1/2" x 10 1/2".




Finished size will be 5" x 10".






Do not trim off seam allowance.

# Octagon Tree



SKU #

	3366-03	12 x 8
	513-A3	3 x 4
	7427-22	12 x 10

Fabric	Place used	Size	Cut
	A1	6 x 8	1
	B1	2 x 3	1
	A6	2 x 6	1
	A2, A3, A4, A5	2 1/2 x 3	4
	B2, B3	3 x 3	2

Remember to make 2 blocks. The cuts are for one tree so you will need to cut double to make two trees. Cut fabrics into the sizes shown on this page before you begin.

Unfinished size will be 5 1/2" x 10 1/2".


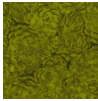


Finished size will be 5" x 10".


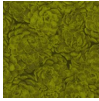






Do not trim off seam allowance.

# Two Trees



SKU#

	7427-23	7 x 7
	8737-07	8 x 10
	513-A3	7 x 4
	7427-22	13 x 20

Fabric	Place used	Size	Cut
	A2	3 x 6	1
	A4	4 x 9 1/2	1
	B2, B4	1 1/2 x 3	2
	A1	9 x 3	1
	A5	9 x 3	1
	A3	9 x 4	1
	B1, B5	2 x 3	2
	B3	3 x 3	1

Remember to make 2 blocks. The cuts are for one tree so you will need to cut double to make two trees. Cut fabrics into the sizes shown on this page before you begin.  
 Unfinished size will be 5 1/2" x 10 1/2".  
 Finished size will be 5" x 10".  
 Do not trim off seam allowance.