

# Downtown


A Block of the Month Program  
by Carol Doak and Deb Luttrell

Month Three



Four Corners

By Carol Doak



Dresden B&B

By Deb Luttrell (Make two)











Carol Doak and Deb Luttrell have done it again with this smashing new paper-pieced design "Downtown". The collaboration called for Carol to design the star blocks in the center of the quilt and Deb took care of the houses, buildings, and trees in the border as well as the finishing design. The finished quilt measures 97" x 97".


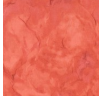





There are 13 months with finishing instructions included. In each month you will have a Carol Doak designed star block as well as a Deb Luttrell designed architectural item(s). You will make two of each house/tree unit for the suggested quilt layout.

# Four Corners

Make one block. Unfinished size is 12 1/2" square.  
 Finished size will be 12".  
 Do not trim off seam allowance.




















Fabric	Place used	Size	Cut
	4, 3	4 x 4 1/2	8
	2	3 1/2 square 	2
	6	1 1/2 x 5 1/2	4
	5	2 x 9 1/2	4
	7	2 x 7	4
	1	3 1/2 square	4
	10	3 1/2 square 	2
	8,9	1 1/2 x 6	8

Swatch	SKU#	Total size of fabric piece needed:
	513-K5	10 X 21
	7132-23	9 x 5
	4795-23	8 x 8
	513-SEW	11 x 10
	C8500-WIN	9 x 10
	RJR5868-018	9 x 10
	RJR3366-003	9 x 5
	RJR7427-022	16 x 8

# Dresden B&B











Fabric	Place used	Size	Cut
	F15, G3	1 1/2 x 6	2
	F1, F3, F5, F7, F9, F11, F13, C1, C3, C5, C7 G2	1 x 1 1/2 1 x 2	11 1
	F2, F4, F6, F8, F10, F12, C2, C4, C6	1 x 1 1/2	9
	G1	1 x 2	1
	A1	3 1/2 x 8 1/2	1
	A2	3 1/2 x 4	1
	C8, B4, B5	2 1/2 x 5 1/2	3
	B2, E2	1 x 3	2
	B6, E5, D2	2 1/2 x 4	3
	E3, E4	2 x 4	2

Fabric	Place used	Size	Cut
	B7, E6,	1 1/2 x 6 1/2	2
	F14	1 x 1 1/2	1
	A3, A4	2 1/2 x 4 1/2	2
	A5	2 x 11	1
	D1	2 1/2 x 5	1
	E1, B3	1 1/2 x 3	2
	B1	3 x 3 1/2	1

Remember to make 2 blocks. The cuts are for one building, so you will need to cut double to make two buildings. Cut fabrics into the sizes shown on this page before you begin.  
 Unfinished size will be 10 1/2"  
 Finished size will be 10"  
 Do not trim off seam allowance.

# Dresden B&B (cont.)

Swatch	SKU#	Total size of fabric piece needed:
	7427-23	8 x 8
	C680-SEPIA	13 x 4
	4795-25	13 x 4
	2203-06	12 X 10
	C680-RED	14 x 21
	7427-22	10 x 21
	6342-08	7 x 7
	513-SEW	10 x 10