


Downtown

A Block of the Month Program
by Carol Doak and Deb Luttrell

Month Seven



Park Place
By Carol Doak



Barn Raising
By Deb Luttrell (Make two)





Carol Doak and Deb Luttrell have done it again with this smashing new paper-pieced design "Downtown". The collaboration called for Carol to design the star blocks in the center of the quilt and Deb took care of the houses, buildings, and trees in the border as well as the finishing design. The finished quilt measures 97" x 97".

There are 13 months with finishing instructions included. In each month you will have a Carol Doak designed star block as well as a Deb Luttrell designed architectural item(s). You will make two of each house/tree unit for the suggested quilt layout.











Park Place

Make one block. Unfinished size is 12 1/2" square.
 Finished size will be 12".
 Do not trim off seam allowance.












| Fabric | Place used | Size | Cut |
|---|------------|---------------|-----|
|  | 1 | 3 1/2 x 5 | 4 |
|  | 7 | 2 x 6 3/4 | 4 |
|  | 2 | 1 3/4 x 2 3/4 | 4 |
|  | 3 | 2 1/4 x 4 1/2 | 4 |












| Swatch | SKU# | Total size of fabric piece needed: |
|--|------------|------------------------------------|
|  | 513-K5 | 22 x 14 |
|  | 7132-23 | 9 x 5 |
|  | 5868-18 | 8 x 10 |
|  | C680-SEPIA | 9 x 7 |
|  | 513-SEW | 6 x 3 |
|  | 5866-21 | 15 x 7 |
|  | C680-RED | 8 x 10 |
|  | 6342-08 | 8 x 4 |
|  | 6931-23 | 12 x 5 |

| Fabric | Place used | Size | Cut |
|---|------------|--|-----|
|  | 13, 14 | 2 1/2 square  | 4 |
|  | 9, 10 | 2 x 5 1/4 | 8 |
|  | 4, 5 | 2 1/4 x 4 | 8 |
|  | 6 | 3 1/2 square  | 2 |
|  | 11, 12 | 1 1/4 x 4 | 8 |
|  | 8 | 2 x 6 3/4 | 4 |
|  | 15 | 2 1/2 square  | 2 |

Barn Raising



| Fabric | Place used | Size | Cut |
|---|------------|------------|-----|
|  | B3 | 2 1/2 x 3 | 1 |
|  | B4 | 3 x 4 | 1 |
|  | B5 | 2 1/2 x 11 | 1 |
|  | E4 | 4 x 8 | 1 |
|  | E3 | 2 x 3 | 1 |
|  | E2, C5 | 3 x 4 1/2 | 2 |
|  | A6 | 2 x 3 1/2 | 1 |
|  | A4 | 4 x 3 | 1 |

| Fabric | Place used | Size | Cut |
|---|------------|---------------|-----|
|  | B2 | 3 X 2 1/2 | 1 |
|  | B1 | 3 x 8 | 1 |
|  | C1 | 1 1/2 X 2 1/2 | 1 |
|  | E1 | 2 x 4 | 1 |
|  | A5, A3 | 2 1/2 X 3 1/2 | 2 |
|  | A2 | 1 1/2 x 3 | 1 |
|  | D3, D4 | 1 1/2 X 4 1/2 | 2 |
|  | C4 | 3 X 2 1/2 | 1 |
|  | C2, C3 | 1 1/2 X 2 1/2 | 2 |
|  | A1 | 3 x 3 | 1 |
|  | D1, D2 | 2 1/2 X 4 | 2 |



Remember to make 2 blocks. The cuts are for one building, so you will need to cut double to make two buildings. Cut fabrics into the sizes shown on this page before you begin.

Unfinished size will be 10 1/2".

Finished size will be 10".

Do not trim off seam allowance.

Barn Raising (continued)

| Swatch | SKU# | Total size of fabric piece needed: |
|---|----------|------------------------------------|
|  | 7427-22 | 15 x 21 |
|  | 513-A3 | 11 x 10 |
|  | C8500WIN | 16 x 10 |
|  | 513-SEW | 6 x 3 |
|  | 513-AS | 12 x 5 |