


EMPIRE PLACE



Accent Fabrics for ALL Blocks

Light, Medium and Dark Gray Accent Fabrics

These grays are to be used according to the image on the pattern cover at your discretion.



NOTE: Accent fabrics are not assigned because they change from one block to another. So please refer to the image of each block.



This dark gray accent fabric will be sent in month #2

Note the following Corrections as located on pattern writers website: Sassafras-lane.com

Empire Place Quilt Pattern Corrections:

Page 6 - "You will need two Y and two Z Block Edge foundations to 1 complete each block." –**and** - Cutting for the Main Accent Fabric should be (3) - 12" x WOF; sub-cut into (72) 1.5" x 12" rectangles (*patch 2*)

Page 17 - You will need 2 of each patch size listed under "From *each* of the 14 Border Colored Fabrics, cut:"

Corner Foundations - You only need to make 4 copies if you are making your own foundations.

In the book (not on the foundation papers) Block 4, Foundation B, piece 1 should be labeled "color."

**Focal colored fabrics will be sent each month
**White fabric will be sent starting in month 2
**Black background fabric is not included in this program but can be purchased separately



903-638-6915

bomhq@stitchinheaven.com