


Grateful

Month 9

Corner Section, Large Diamond Point and Large Side of Diamond Section

Corner Sections




Background for
Corner Sections
6 x 42
Use to cut
8 - 4 1/2" x 4 1/2"



Background for
Corner Sections
6 x 42
Use to cut
8 - 4 1/2" x 4 1/2"



Background for
Corner Sections
6 x 42
Use to cut
8 - 4 1/2" x 4 1/2"



Background for
Corner Sections
6 x 42
Use to cut
8 - 4 1/2" x 4 1/2"




Background for
Corner Sections
6 x 42
Use to cut
8 - 4 1/2" x 4 1/2"



Background for
Corner Sections
6 x 42
Use to cut
8 - 4 1/2" x 4 1/2"




Background for
Corner Sections
6 x 42
Use to cut
8 - 4 1/2" x 4 1/2"



Background for
Corner Sections
6 x 42
Use to cut
8 - 4 1/2" x 4 1/2"




Background for
Corner Sections
6 x 42
Use to cut
8 - 4 1/2" x 4 1/2"



Background for
Corner Sections
6 x 42
Use to cut
8 - 4 1/2" x 4 1/2"



Background for
Corner Sections
6 x 42
Use to cut
8 - 4 1/2" x 4 1/2"



Background for
Corner Sections
6 x 42
Use to cut
8 - 4 1/2" x 4 1/2"




Grateful

Month 9

Large Diamond Point Sections



Background for
Large Diamond
Point Sections
6 x 21
Use to cut
4 - 4 1/2" x 4 1/2"



Background for
Large Diamond
Point Sections
6 x 21
Use to cut
4 - 4 1/2" x 4 1/2"



Background for
Large Diamond
Point Sections
6 x 21
Use to cut
4 - 4 1/2" x 4 1/2"




Background for
Large Diamond
Point Sections
6 x 21
Use to cut
4 - 4 1/2" x 4 1/2"

Large Side of Diamond Sections



Background for
Large Side of
Diamond Sections
6 x 21
Use to cut
2 - 4 1/2" x 4 1/2"



Background for
Large Side of
Diamond Sections
6 x 21
Use to cut
2 - 4 1/2" x 4 1/2"

