



SNOWMAN SAMPLER

Month #2—December

Block # 2




Background



White Fabric for Snowman body



Use these 3 fabrics to make 4 flying geese blocks from each color



Hat, buttons, & face



Nose





The pattern gives cutting directions for using with the Quilt In A Day Flying Geese ruler, or you may use any other method to end up with 3 1/2" x 6 1/2" blocks.



Green for holly button band



Hat band



Fabrics for log cabin block for snowman insert.



903-760-7397

bomhq@stitchinheaven.com