


SNOWMAN SAMPLER

Month #4—February


Block # 4




Background




White Fabric for
Snowman body




Use these 2 fabrics to make 4
flying geese blocks
from each color



Use these 2 fabrics to make 4
green flying geese blocks
from each color for trees



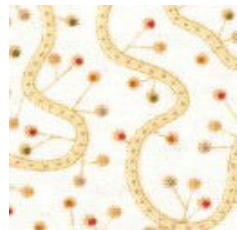
Hat, buttons, &
face



Nose



Bone block



Bone block
background



The pattern gives cutting directions for using
with the Quilt In A Day Flying Geese ruler, or
you may use any other method to end up with
3 1/2" x 6 1/2" blocks.



903-760-7397

barb@stitchinheaven.com