


# SNOWMAN SAMPLER

Month #5—March


Block # 5




Background



White Fabric for  
Snowman body




Use these 3 fabrics to make 4 green flying geese  
blocks from each square for trees



Hat, buttons, &  
face



Nose



Hourglass block



Hourglass block,  
Hat band & buttons



The pattern gives cutting directions for using  
with the Quilt In A Day Flying Geese ruler, or  
you may use any other method to end up with  
3 1/2" x 6 1/2" blocks.



903-760-7397

[barb@stitchinheaven.com](mailto:barb@stitchinheaven.com)