



# URBAN OWLS III

## Month #5

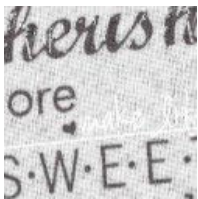
### House Blocks Block #5




Bird




Bird Wing




House #1 Roof




House #1




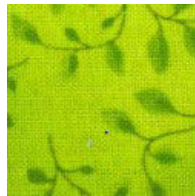
Grass House #1



Door House #1




Extra fabrics if needed-utilize scraps from month #1 for flowers



Leaves (use extra stem fabric from month #1 for the stems)




Cat




Cat Stripes



House #2 Roof





House #2



Door House #2



Grass House #2



Windows: Mix and match to customize your windows!

Background for both houses is navy. Make sure to utilize scraps from other months, but specifically month #1 as referenced in the pattern.



903-638-6915

[bomhq@stitchinheaven.com](mailto:bomhq@stitchinheaven.com)